

850nm Fiber Coupled FP Laser

Single mode, up to 60mW, 1nm



Features

- 850nm Diode Laser
- 5um SM Fiber
- Coaxial Package
- High Stability

Applications

- Medical Laser Treatment
- Biotechnology
- Others



The FPLD series fiber-coupled laser diodes are designed with a GaAs quantum well structure. These diodes feature a built-in photodiode for precise monitoring and feedback control of the laser's output power. Housed in standard TO packages, these diodes are pigtailed to a 1-meter long single-mode fiber terminated with an FC/APC connector. Each unit undergoes rigorous testing prior to shipment to ensure reliability.

The laser cavity is highly sensitive to light reflection. We have an isolator to block reflections, consequently providing emission stability. Additionally, we offer a cost-effective, high-performance feedback laser diode controller/driver kit that maintains a constant and adjustable output power, along with an externally cooled co-axial laser mounting fixture to stabilize the output wavelength. It is available in a module or benchtop with an integrated isolator.

- Single mode Fabry Perot (FP) laser.
- CW or pulsed operation, 0.5ns rise time.
- Operating temperature range 0°C to +75°C.
- Wavelength/temperature coefficient 0.2nm/°C
- Built-in monitor photodiode.
- Single mode fiber pigtail (Corning HI780, NA=0.14, MFD=4.5um@780nm, 5um@850nm).
- Optional FC/PC or FC/APC connector.

Specifications

Parameter	Min	Typical	Max	Unit
Threshold Current		35	50	mA
Forward Current		145	170	mA
Forward Voltage		1.8	2.0	V
Optical Output Power	20	60		mW
Wavelength		850		nm
Spectral Linewidth (FWHM)		1	3	nm
Wavelength v/s Temperature Coefficient		0.2		nm/°C
Rise Time in Pulse Mode		0.5		ns
Monitor Current @ VrPD=5V		0		mA
Operating Case Temperature	0		60	°C
Storage Temperature	-35		80	°C
Lead Soldering Temperature			260(10s)	°C

Note: The specifications provided are for general applications with a cost-effective approach. If you need to narrow or expand the tolerance, coverage, limit, or qualifications, please [click this link](#):

Rev 03/05/25

850nm Fiber Coupled FP Laser

Single mode, up to 60mW, 1nm

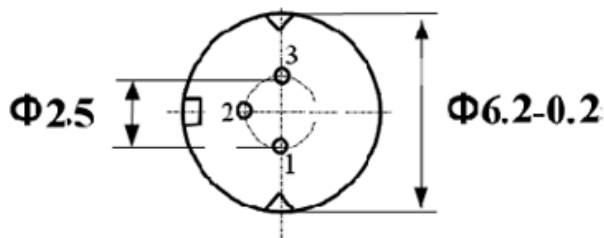


DATASHEET

Mechanical Dimension (mm)

*Product dimensions may change without notice. This is sometimes required for non-standard specifications.

PIN Assignment



Bottom View

PIN	Function
1	LD(-)
2	LD(+) & PD(-)
3	PD(+)

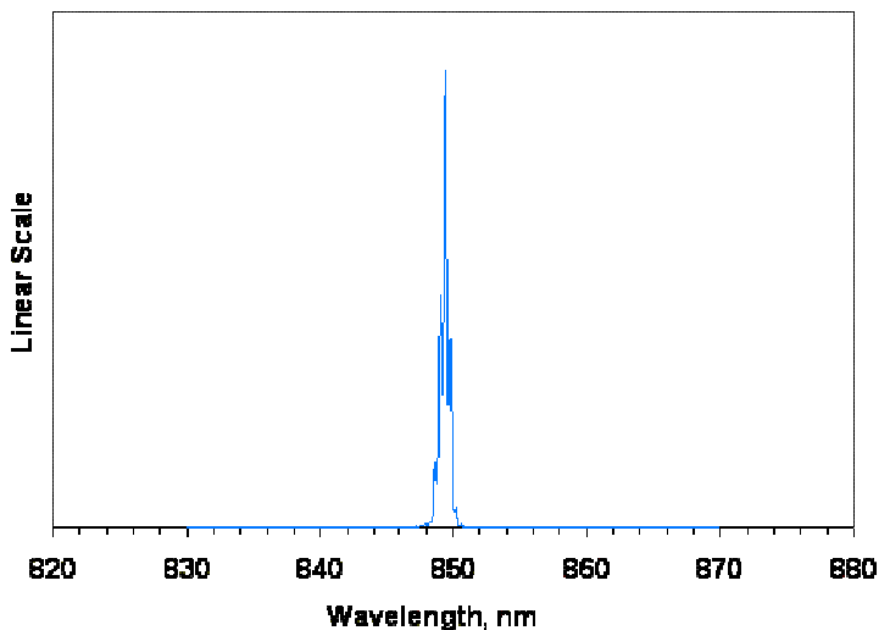
850nm Fiber Coupled FP Laser

Single mode, up to 60mW, 1nm



DATASHEET

Typical Spectrum



Ordering Information

Prefix	Wavelength	Power	Bandwidth	Isolator	Monitor	Package	Fiber Type	Fiber Buffer	Fiber Length	Connector
<input type="checkbox"/>	<input type="checkbox"/>	<input type="checkbox"/>	1	N	<input type="checkbox"/>	<input type="checkbox"/>	<input type="checkbox"/>	<input type="checkbox"/>	<input type="checkbox"/>	<input type="checkbox"/>
FPLD-	850nm = 85	60mW = C		None = N	No = 2 Yes = 1	Coaxial = C	Hi780 = 7 PM780 = D SM800 = 8 PM850 = E Special = 0	0.9mm Tube = 3 Special = 0	0.5m = 2 0.25m = 1 1.0 m = 3 1.5 m = 5 Special = 0	FC/APC = 3 FC/PC = 2 Non = 1 SC/PC = 4 SC/APC = 5 LC/PC = 7 LC/UPC = U Special = 0

850nm Fiber Coupled FP Laser

Single mode, up to 60mW, 1nm

DATASHEET

Benchtop Matching Laser Diode Driver



Agiltron cost-effective LDCB series benchtop control kit is designed for easy laser diode mounting and precise control. It incorporates a high-precision, low-noise auto-feedback drive electronics to ensure constant output power or a constant driving current and an integrated temperature control unit maintains optimal operating conditions. The system provides up to 1A driving current and up to 2A TEC cooling current. Each system features a front fiber output connector. The user interface includes an intuitive LCD display for independent control of output power and temperature via two front rotating knobs. The LDCB also includes a universal power supply compatible with 100 to 240 VAC. The LDCB has a built-in isolator option to prevent reflection-induced laser emissions instability. The LDCB is designed as a laser diode and TEC controller kit for customer to install laser diode. It has three types of pluggable laser mounts of butterfly, DIL, and TOCAN. The TOCAN mount contains an external TEC that maintains a constant temperature for wavelength stability.

For details please click: <https://agiltron.com/product/laser-diode-tec-controllers-benchtop-kit/>

Turn-Key Module Matching The Laser Diode



The Agiltron LDCM series laser source module is designed for OEM applications and features all-in-one high reliability and highly stable laser output. The LDCM contains high-precision, low-noise, auto-feedback laser diode drive electronics to ensure constant output power or driving current and an integrated temperature controller that maintains optimal operating conditions. An optional fiber optical isolator can be integrated to prevent reflection-induced laser emission instability, which is essential for achieving highly stable lasers. Agiltron produces isolators from 370nm to 2600nm. The system provides up to 1A driving current and up to 2A TEC cooling current. Each unit features a single FC/APC connector output and two front rotating knobs for independent setting of laser output power and temperature. A toggle switch allows selection between constant current control mode and feedback constant output power mode.

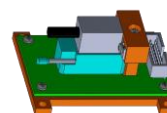
For details please click: <https://agiltron.com/product/laser-diode-tec-controllers-module/>

Laser Driver Kit



Agiltron cost-effective LDCD series module control kit is designed for easy laser diode mounting and precise control. It incorporates a high-precision, low-noise auto-feedback drive electronics to ensure constant output power or a constant driving current and an integrated temperature control unit maintains optimal operating conditions. The system provides up to 1A driving current and up to 2A TEC cooling current. It has three types of pluggable laser mounts of butterfly, DIL, and TOCAN. The TOCAN mount contains an external TEC that maintains a constant temperature for wavelength stability. It comes with cables to connect between the mounting module to the driving module, making integration convenient.

For details please click: <https://agiltron.com/product/laser-diode-tec-controllers-compact/>



850nm Fiber Coupled FP Laser

Single mode, up to 60mW, 1nm



DATASHEET

Caution Electrostatic Sensitivity



- Never touch laser diode and the module using hands
- Always use protections when handle a laser diode
- Recommend mounting the laser diode using an ionic gun and ESD finger cots



Laser Safety

This product meets the appropriate standard in Title 21 of the Code of Federal Regulations (CFR). FDA/CDRH Class 1M laser product. This device has been classified with the FDA/CDRH under accession number 0220191. All versions of this laser are Class 1M laser products, tested according to IEC 60825-1:2007 / EN 60825-1:2007. An additional warning for Class 1M laser products. For diverging beams, this warning shall state that viewing the laser output with certain optical instruments (for example eye loupes, magnifiers, and microscopes) within a distance of 100 mm may pose an eye hazard. For collimated beams, this warning shall state that viewing the laser output with certain instruments designed for use at a distance (for example telescopes and binoculars) may pose an eye hazard.

Wavelength = 1.3/1.5 μm .

Maximum power = 30 mW.



*Caution - Use of controls or adjustments or performance of procedures other than those specified herein may result in hazardous radiation exposure.

*IEC is a registered trademark of the International Electrotechnical Commission.